



2021

2022 03

(

)

“ ”

2021

1,361,994,647

A

1300

1,348,994,647

10

1

0

.....	2
.....	6
.....	11
.....	37
.....	56
.....	61
.....	104
.....	113
.....	114
.....	115

1

2

3

	/ B		000541/200541
	FOSHAN ELECTRICAL AND LIGHTING CO.,LTD		
	FSL		
		64	
	528000		
		64	
	528000		
	www.chinafsl.com		

	91440000190352575W			
	2006	4	13.47%	
			10.50%	
				2015 12
			13.47%	100%
				23.144%
	2021	12		5.94%
			30%	
				30.82%

	43	B	13

	2021	2020		2019
	4,772,690,469.14	3,744,914,452.72	27.44%	3,337,576,747.66
	250,091,965.87	316,914,185.34	-21.09%	296,077,926.11

	150,010,381.60	276,795,046.07	-45.80%	283,753,154.31
	-277,025,085.26			

	825,678,013.99	1,129,664,102.21	1,291,797,822.97	1,525,550,529.97
	42,203,399.57	68,352,143.36	81,457,735.74	58,078,687.20
	39,266,019.69	59,684,487.82	49,859,285.46	1,200,588.63
	48,558,082.07	-2,778,441.55	-99,365,759.87	-223,438,965.91

	2021	2020	2019	
	82,233,742.26	7,466,798.65	-413,275.62	
	15,971,903.24	25,372,941.13	6,485,365.31	
	881,704.19	1,337,410.12		
		-5,613,743.03	-5,104,980.13	
	10,663,119.44	8,463,850.00	15,574,400.00	
		9,156,396.52		
	10,640,975.11	-123,367.66	-2,543,083.02	
	17,224,178.81	5,643,715.91	2,635,263.29	
	3,085,681.16	297,430.55	-961,608.55	

	100,081,584.27	40,119,139.27	12,324,771.80	--
--	----------------	---------------	---------------	----

1

LED

2

1

LED

2

LED

120

60

16

500

2021

228.65

CNAS

LED

IoT AI

66

LED

2022 2

21.48%

LED LED LED
LED LED LED

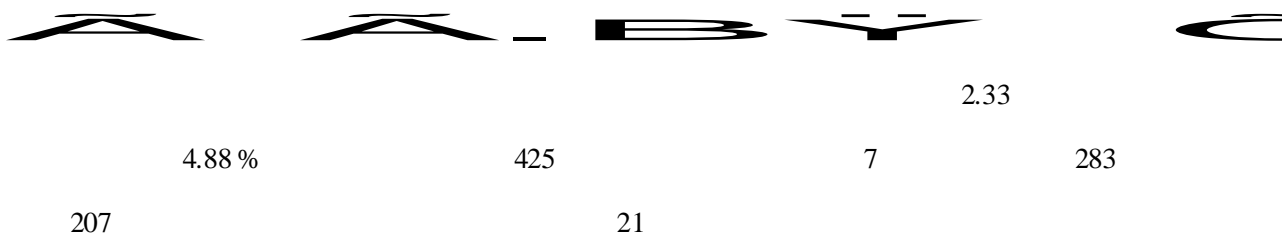
1

2021

477,269.05 27.44 % 25,009.20
%

2021

1



1>D²•á¼¼ ¼đD C QiaAPC TM x 0

112

9 37

3

4

5

CAE

2

1

	2021		2020		
	4,772,690,469.14	100%	3,744,914,452.72	100%	27.44%
	4,772,690,469.14	100.00%	3,744,914,452.72	100.00%	27.44%
LED	2,988,460,170.89	62.62%	2,826,795,772.25	75.48%	5.72%
	597,103,329.41	12.51%	581,481,348.04	15.53%	2.69%
	899,064,914.20	18.84%	185,907,625.69	4.96%	383.61%
	122,634,832.36	2.57%	105,652,219.59	2.82%	16.07%
	165,427,222.28	3.47%	45,077,487.15	1.20%	266.98%
	3,273,811,238.64	68.59%	2,264,373,046.87	60.47%	44.58%
	1,498,879,230.50	31.41%	1,480,541,405.85	39.53%	1.24%
	43,652,588.73	0.91%	48,371,189.85	1.29%	-9.75%
	4,563,610,658.13	95.62%	3,651,465,775.72	97.50%	24.98%
	165,427,222.28	3.47%	45,077,487.15	1.20%	266.98%

2

10%

	4,772,690,469.14	3,962,183,323.47	16.98%	27.44%	32.24%	-3.01%
LED	2,988,460,170.89	2,524,850,293.04	15.51%	5.72%	9.01%	-2.55%
	597,103,329.41	474,386,396.24	20.55%	2.69%	11.74%	-6.44%
	899,064,914.20	747,331,339.98	16.88%	383.61%	404.26%	-3.40%

	122,634,832.36	89,772,637.68	26.80%	16.07%	30.45%	-8.07%
	165,427,222.28	125,842,656.53	23.93%	266.98%	225.89%	9.59%
	3,273,811,238.64	2,639,556,650.24	19.37%	44.58%	51.57%	-3.72%
	1,498,879,230.50	1,322,626,673.23	11.76%	1.24%	5.41%	-3.49%
	43,652,588.73	29,629,037.23	32.13%	-9.75%	-17.71%	6.56%
	4,563,610,658.13	3,806,711,629.71	16.59%	24.98%	30.29%	-3.40%
	165,427,222.28	125,842,656.53	23.93%	266.98%	225.89%	9.59%

		358,494,737.12	9.05%	279,919,016.68	9.34%	28.07%
		125,842,656.53	3.18%	38,615,663.76	1.29%	225.89%

		2021		2020		
LED		2,067,044,284.57	52.17%	1,790,215,086.03	59.75%	15.46%
LED		278,057,829.97	7.02%	326,408,017.07	10.89%	-14.81%
LED		179,748,178.50	4.54%	199,466,678.95	6.66%	-9.89%
LED		2,524,850,293.04	63.72%	2,316,089,782.05	77.30%	9.01%
		326,913,472.47	8.25%	276,836,739.94	9.24%	18.09%
		98,778,080.95	2.49%	84,211,159.40	2.81%	17.30%
		48,694,842.82	1.23%	63,501,003.52	2.12%	-23.32%
		474,386,396.24	11.97%	424,548,902.86	14.17%	11.74%
		535,110,159.03	13.51%	108,505,008.56	3.62%	393.17%
			2.26%	28,617,438.10	0.96%	212.68%
		122,740,090.34	3.10%	11,079,929.95	0.37%	1,007.77%



3

	2021	2020		
	170,281,041.34	145,219,700.35	17.26%	
	206,336,111.81	155,365,373.75	32.81%	
	3,120,029.73	-5,623,285.45	155.48%	
	203,681,619.16	108,885,296.71	87.06%	

4

LED				Smart FSL
LED				
	LED			
LED	LED		LED LED	LED LED LED
24 ADB				ADB

--	--	--	--	--

	2021	2020	
	1226	856	43.22%
	13.20%	10.81%	2.39%
	609	373	63.27%
	28	12	133.33%
	4	0	-
	589	471	25.05%
30	521	423	23.17%
30~40	447	266	68.05%
40	258	167	54.49%

	2021	2020	
	232,707,972.02	161,198,331.61	44.36%
	4.88%	4.30%	0.58%
	0.00	0.00	

5

	2021	2020	
	4,544,248,307.83	3,574,410,231.32	27.13%
	4,821,273,393.09	3,179,581,899.42	51.63%
	-277,025,085.26	394,828,331.90	-170.16%
	1,914,743,798.27	467,212,335.49	309.82%
	941,892,466.14	544,306,623.11	73.04%
	972,851,332.13	-77,094,287.62	1,361.90%
	127,386,000.00	48,300,000.00	163.74%
	554,227,366.75	536,686,783.37	3.27%
	-426,841,366.75	-488,386,783.37	12.60%
	263,360,932.74	-175,350,823.84	250.19%

1

2

1,361.90%

3

12.60%

-277,025,085.26

267,297,435.30

544,322,520.56

	36,121,053.68	12.36%		
	4,649,669.44	1.59%		
	-30,891,621.47	-10.57%	7%	2.3%
	13,186,956.38	4.51%		81.3%
		0.41%		
	16,311,903.24	5.58%		
	-4,657,215.52	-1.59%		
	77,713,637.77	26.58%		

1

	2021		2021			
	1,384,218,544.27	14.27%	981,249,699.49	11.51%	2.76%	
	1,452,728,276.48	14.98%	1,134,233,235.70	13.31%	1.67%	
	8,561,303.10	0.09%		0.00%	0.09%	
	1,063,489,341.00	10.96%	735,685,116.91	8.63%	2.33%	

	13,497,139.00	0.14%	3,943,088.30	0.05%	0.09%	
	226,779,997.01	2.34%		0.00%	2.34%	
	84,818,285.22	0.87%	65,777,726.45	0.77%	0.10%	
	7,862,803.22	0.08%	2,192,806.19	0.03%	0.05%	

2

2.	6,332,900.00	-1,683,230.56					1,176,008.74	5,825,678.18
4.	3,305,501,030.06	-322,793,550.14	1,158,465,606.86		9,402,110.68	1,517,248,805.45		1,474,860,785.15
	3,311,833,930.06	-324,476,780.70	1,158,465,606.86		9,402,110.68	1,517,248,805.45	1,176,008.74	1,480,686,463.33
	3,311,833,930.06	-324,476,780.70	1,158,465,606.86		9,402,110.68	1,517,248,805.45	1,176,008.74	1,480,686,463.33
	0.00							0.00

3

	245,575,069.72	

27 Tm 1 1 21275,62127262127,621270

			0,163.7 6							127.06	127.06		06 24	
														2021-0 38
	--	--	693,88 0,163.7 6	--	--	--	--	--	--	14,603, 268.70	14,603, 268.70	--	--	--

3

4

1

--	--	--	--	--	--	--	--	--	--	--	--	--	--	--

									42				
	601818				74,001, 548.46	-10,221, 957.98			63,779, 590.48	3,894,8 18.34			
	601187		222,593 ,949.49		1,448,2 27,123. 20	-692,39 8,112.25	353,361 ,994.91		179,873 ,066.55	19,748, 551.68	575,955 ,944.40		
	002449		9,402,11 0.68		0.00	1,538,51 1.32	1,538,51 1.32	9,402,11 0.68			10,940, 622.00		
			500,000 .00		500,000 .00						500,000 .00		
	601777		1,176,0 08.74		1,176,0 08.74	382,769 .44					1,558,7 78.18		
			317,571 ,187.03	--	3,302,1 22,862. 40	-332,81 7,104.3 0	1,158,4 65,606. 86	9,402,11 0.68	1,502,2 88,305. 45	23,643, 370.02	1,476,4 19,563. 33	--	--

2


				600	2020 08 25	2021 03 29	600		600				48.59
				300	2020 10 28	2021 01 29	300		300				10.40

				200	2020 12 03	2021 01 29	200		200				1.45
				300	2020 09 30	2021 02 23	300		300				19.61
				600	2020 10 20	2021 04 23	600		600				22.24
				300	2021 01 15	2021 02 25		300	300				1.10
				200	2021 01 21	2021 02 25		200	200				0.49
				400	2021 03 08	2021 04 29		400	400				-1.18
				300	2021 03 25	2021 04 29		300	300				-0.38
				400	2021 04 23	2021 05 27		400	400				1.57
				800	2021 06 04	2021 12 08		800	800				15.34
				800	2021 06 11	2021 11 16		800	800				6.06
				2,000	2021 06 30	2021 12 22		2,000	2,000				54.07
				600	2021 08 19	2021 11 23		600	600				12.27
				180	2021 09 16	2022 03 22		180			180		

	4
	5
	22 - 37 -
	24 -

5

1



			8.83	4								27		
													2021-0	
													56	

2019 1 1

2

10%

			72,782,944.00	295,908,457.61	167,282,654.33	315,044,707.95	22,624,286.12	18,959,568.49	
			500,000.00	153,402,445.48	38,168,506.60	147,525,074.10	3,258,273.89	2,474,926.17	
			35,418,439.76	64,956,562.49	54,550,766.90	42,482,443.88	1,053,970.31	804,842.87	
			15,000,000.00	20,430,403.80	19,425,794.38	20,296,271.64	657,076.08	131,862.68	

		2005 79	2005 8 23	
	70%			
2016 8 23				
	30%		100	
		[2005]97	2005 12 5	
	70%			
			2009 4 17	
	100%			
2013 8 27				200
			35,418,439.76	
			1500	2013
5 8		100%		
2008 8 27				
				2010
11 15		100%		
		2016 10 21	51%	
		FSL Lighting GmbH		
25,000		2017 11 30	100%	
1,715.80		2020 7 30	51%	

2020 12 21

100%

2021 8 16

2021 11

2021 7

53.79%

1

2

1

2022

431

23%

2

LED

3

5G

2022

1

1

2

2

1

2

3

3

1

2

3

1

2

LED

3

LED

4

30%

1

2

3

4

				54	2020 08 24	2023 08 23	0 0	0	0	0	0	0	0	
				51	2020 08 24	2023 08 23	0 0	0	0	0	0	0	0	
				47	2020 08 24	2023 08 23	11,550 0	0	0	0	0	0	11,550	
				52	2020 08 24	2023 08 23	0 0	0	0	0	0	0	0	
				62	2020 08 24	2023 08 23	0 0	0	0	0	0	0	0	
				60	2021 09 13	2023 08 23	0 0	0	0	0	0	0	0	
				56	2021 09 13	2023 08 23	0 0	0	0	0	0	0	0	
				34	2020 08 24	2023 08 23	0 0	0	0	0	0	0	0	
				36	2020 08 24	2023 08 23	0 0	0	0	0	0	0	0	
				48	2020 08 24	2023 08 23	77,561 0	0	0	0	0	0	77,561	

				52	2020 08 24	2023 08 23	22,583 0	0	0	0	0	0	22,583	
--	--	--	--	----	------------------	------------------	----------	---	---	---	---	---	--------	--

					08	08	6								6
					24	23									
					2020	2023									
					49 08	08	90,399								
					24	23									

			2021 09 13	
			2021 09 13	
			2021 09 13	
			2021 12 27	

2

1970 7

2020 4

2020 5

1951

1995 2010

2015 12

1967 8

RGB

2020 4

2020 5

1970 7

MBA

2020 6

2020 7

2020 8

1974 2

2015 12

1969 8

2015 12

1961 3

2021 9

1965 5

2021 9

1959 8

1973 6

1995 7

1995 7 1997

6

1997 7

2005 1	2005 12	HID	2006 1	2008 11	T5	2008 11	2009 8
	2009 9						
	1972 12			1994		1997 1	
2012 12							2013
1	2013 8	OEM		2013 9	2014 5	OEM	
2014 5							
	1970 3						
	2016 1						

			36			
			48		47.7	
			52		41.92	
			44		141.3	
			47		139.69	
			52		133.53	
			49		140.99	
			51		130.27	
			49		131.97	
			51		151.36	
			34		30.67	
			72		10.2	

	2021 08 25	2021 08 27	
	2021 09 28	2021 09 30	
	2021 10 13	2021 10 14	
	2021 10 27	2021 10 28	
	2021 10 29	2021 10 30	
	2021 11 08	2021 11 09	
	2021 11 16	2021 11 17	
	2021 11 23	2021 11 24	
	2021 12 15	2021 12 16	
	2021 12 29	2021 12 30	

2

2021

	6,618
	861
	940
	74
	794
	9,287
	65
	1,134
	1,357
	1,717
	5,014
	9,287

64.59

2021 1 1

2

3

4

2012 37

2012 91

2012

2021-2023

30

10	0
10	1.00
10	0
	1,348,994,647
	134,899,464.70


						249,744,793.06
						384,644,257.76
						2,738,229,003.27
						100%
						20
			2021			241,148,689.36
1,591,884,733.49		2020	135,847,668.70			
			1,041,043,249.12	2021		
2,738,229,003.27		2021		2021		1,361,994,647
		A	1300			10
1	B		1,348,994,647			

2021 12 17 2021 A B

2021

2

--	--	--	--	--	--	--



4.

3.

1.

2.

4.

3.

4.


5.

1.

2.

3.

4.



2018 2020

2020 8 24 2020

3 2023 8 24

			1		280 mg/m3	DB44/21 59-2019	9.208 /	39.937 /	

2	RTO	360	2016 11 3	2017		+RTO	10000	10000	24
3		60	2019 3 11	2019		+ +22.5m	60712	60712	24

1							2004 11 3		/
2							2008 8 28		[2008]26
3							2010 2 22		[2010]8
4							2013 8 30		[2013]030
5							2014 2 19		[2014]2
6							2015 2 13		[2015]14
7							2015 11 26		[2015]157
8							2015 12 24		[2015]83
9							2017 9 30		[2017]138
10							2019 1 14		[2019]11
11							2019 9 12		[2019]126

12			2020 6 1	

4

5

	ISO9001	IATF16949	ISO14001
ISO45001	ISO50001		2018

6

1

			1	2015 12 04		
			1			
			2			
			2			
			3			
			1	2021 11 04		

			2			
			1			
			2			
			3	2015 12 04		

			1			
				2		
					2021 11	
				3	04	

				2		
					3	
			3			
			1			
			2			
					3	
						4
					1	
				2		
			5			
			1			
				2		
					3	
				4		

			5			
			1			
			2			
			1			
			2			
				3		
				1		
				2	2021 11	
					04	
			3			
			4			
			5			
				4		
				1		
				2		
				3		
				5		
				1		
				2		

			1.	2021 10 7		
			1			
			2			
			2.			
			3.			
			1.	2021 10 7		
			2.			

				2021 10 7		
			1.			
			2.			
			1.			
			2.			
			1.			
			2.			
			3.			
			4.			
			5.			

			1	2021	10	
			2	27		
			36			

1

2021 10

27

6

6

3

2

			1	6			
				15			
			2	6			
				3			
			1%				

1

12

			1	2021 10 27		
			2			
			1	2021 10 27		
			2			
			3			
			4			
			5			
			6			

			7			
		1	2	2021 9 28		
		3				
		1	2	2021 10 27		
		36				

--	--	--	--	--	--	--

1

3

2021 9
28

2

36

12

36

3

36

			2			
			3			
			1	2021 10 27		
			2			
			3			

			1	2021 9 28		
			2			
			3			

1

			3			
			1	2021 10 27		
			2			
			3			
			36	2021 10 27		

			1	2021 10 27		
			2			
				2021 10 27		

--	--	--	--	--	--	--	--

			2			
			(
)			
				3		
					4	
			5			
						6
					2021 10	
					27	

			36			
				100%	2021 10 27	
			46,260,021		2021 10 27	

			5,791,924	2021 10 27		
			6 3 2	2021 10 27		
			1 2	2021 10 27		

			3		
			4		
		1			
		2			
		3	2019 11 20	3	2021 10 27
			[2019]13		
		3			
		4			

			1			
			2			
			18	2021	3 10	2021 10 27
			4			
			1		2021 10	27
			201906280001-1			
			201906280001-2			
			4			

			2019 6 28 2022 6 27			
			39,876,500			
			2			
				3		
			10			
			1	2021 10 27		
			2			
			36			
						3

				2021 10 27		
				2021 10 27		
			79,753,050 39,876,500	2021 10 27		

			2			
				2021 10 27		
				2009 05 27		

“ ”

“ ”

4

2

5

2

	162
	6
	1

		/			7	7					7	01	28
		/			785.86	785.86	0.28%	1,500			785.86	2021 01	28
	5%	/			265.44	265.44	0.10%	1,300			265.44	2021 01	28
	5%	/			64.65	64.65	0.02%				64.65		
		/			115.19	115.19	1.83%	300			115.19	2021 01	28
		/			26.94	26.94	21.83%				26.94		
		/			2.55	2.55	2.06%				2.55		
		/			0.57	0.57	0.46%				0.57		

		/			0.27	0.27	0.03%				0.27		
--	--	---	--	--	------	------	-------	--	--	--	------	--	--

5%

/

139.46 139.46 0.05%

139.46

		/									01	28	
		/			186.31	186.31	0.04%				186.31		
		/			310.44	310.44	0.07%	1,000			310.44	2021 01 28	
		/			7.35	7.35	0.00%				7.35		
		/			4.97	4.97	0.00%				4.97		
		/			22.57	22.57	0.00%				22.57		
		/			10.86	10.86	0.00%				10.86		
		/			3.02	3.02	0.00%				3.02		
	5%	/			2.70	2.7	0.00%				2.70		

		/			0.80	0.8	0.00%				0.80		
		/			0.61	0.61	0.00%	3,600			0.61	2021 01 28	
		/			0.09	0.09	0.00%				0.09		
		/			1.44	1.44	0.00%				1.44		
		/			164.30	164.3	0.03%				164.30		
		/			61.92	61.92	0.01%				61.92		
				--	--	21,573. 13	--	31,600	--	--	--	--	--
				2021 1									

	2021	13,380.82	2021	73.93%
	2021	8,192.31	2021	34.86%

2

					27,824.28	50,099.60				2021	
						-55,974.6	53,245.28			0 10 28	
			46,260,02			3					
				52,051,94							
			1	5							
					3,483.70	6,272.65-	6,666.5			2021	
						7,008.23				0 10 28	

			5,791,924								
				52,051,945							
			100%		47,969.53	86,372.55	-96,501.19	91,798.02		2021	0 10 28
			79,753,050								
				2021				2021			30%
					4.5						

3

4

5

		30,000	1.75%-3.30%	30,082.70	331,309.03	331,913.98	29,477.75

2020 12

82.70

2021 1

			40,000	0

6

7

1 2020

3

5%

2021 6 16

940.21

1,014,900

2 2021 3

17,502.56

3 2021 4

18,907.02

4 2021 6

1 2 3 4

18

25,709,006

10.1.3

1 2 3 4

18

	2021 04 26	
	2021 05 06	
	2021 07 09	
	2021 08 17	

1

1

2

3

2

A1					A2					
A3					A4					

C1

C2

		40,000	32,191	0	0
		30,000	0	0	0
		70,000	32,191	0	0

2

4

1

2021 10 27 2021 12 31

2021

<

>

100%

79,753,050

52,051,945

2022 2 25

2

2020 12 18 , 2020

A

B

2020

12 24

A

B

2021 12 18

A

31,952,995

B 18,398,512

3.60%, A

20,195.56

B

5,858.82

,

2022 1 14

1300 A

1300	A	A	18,952,995	B	18,398,512	
37,351,507		2022 2 8				
1,399,346,154	1,361,994,647					
3						
2021		28,139,100	45.21 /	126,002.17		
		17,316,375		1.35%		
26,242,300	6.88 /	18,007.48				
	83,471,876	3.17%		18,546,754		
3.44 /	6,385.11					2019
1 1						
2021						
1						
	2020 7 17					
						2021 9
2						
	2021 8 16					
2021 11						[2021] 20795
3						

2021 12 15

183,855,895

2021 12 31

30%

55,160,000.00

4

2021 10 22

FSL Lighting GmbH

1

	13,169,196	0.94%				0	0	13,169,196	0.94%
1									
2	1	0.00%				2,415,538	2,415,538	2,415,539	0.17%
3	4,241,563	0.30%				-2,415,538	-2,415,538	1,826,025	0.13%
	3,753,972	0.27%				-2,415,538	-2,415,538	1,338,434	0.10%
	487,591	0.03%							

2

1

2-q0PAAJO Ñ - Ø õ å

0 E. 5 9 | ä ð õq2 q1 ðõ

		13.47%	188,496,430			188,496,430		92,363,251
		10.50%	146,934,857			146,934,857		
			122,694,246			122,694,246		32,532,815

		188,496,430	188,496,430
		146,934,857	146,934,857
		122,694,246	122,694,246
		83,130,898	83,130,898
()		35,586,037	35,586,037
		33,161,800	33,161,800
		25,482,252	25,482,252
		14,448,307	14,448,307
DBS VICKERS (HONG KONG) LTD A/C CLIENTS		9,744,456	9,744,456
		9,300,050	9,300,050
10 10 10	10		
10	4		

10

10

10

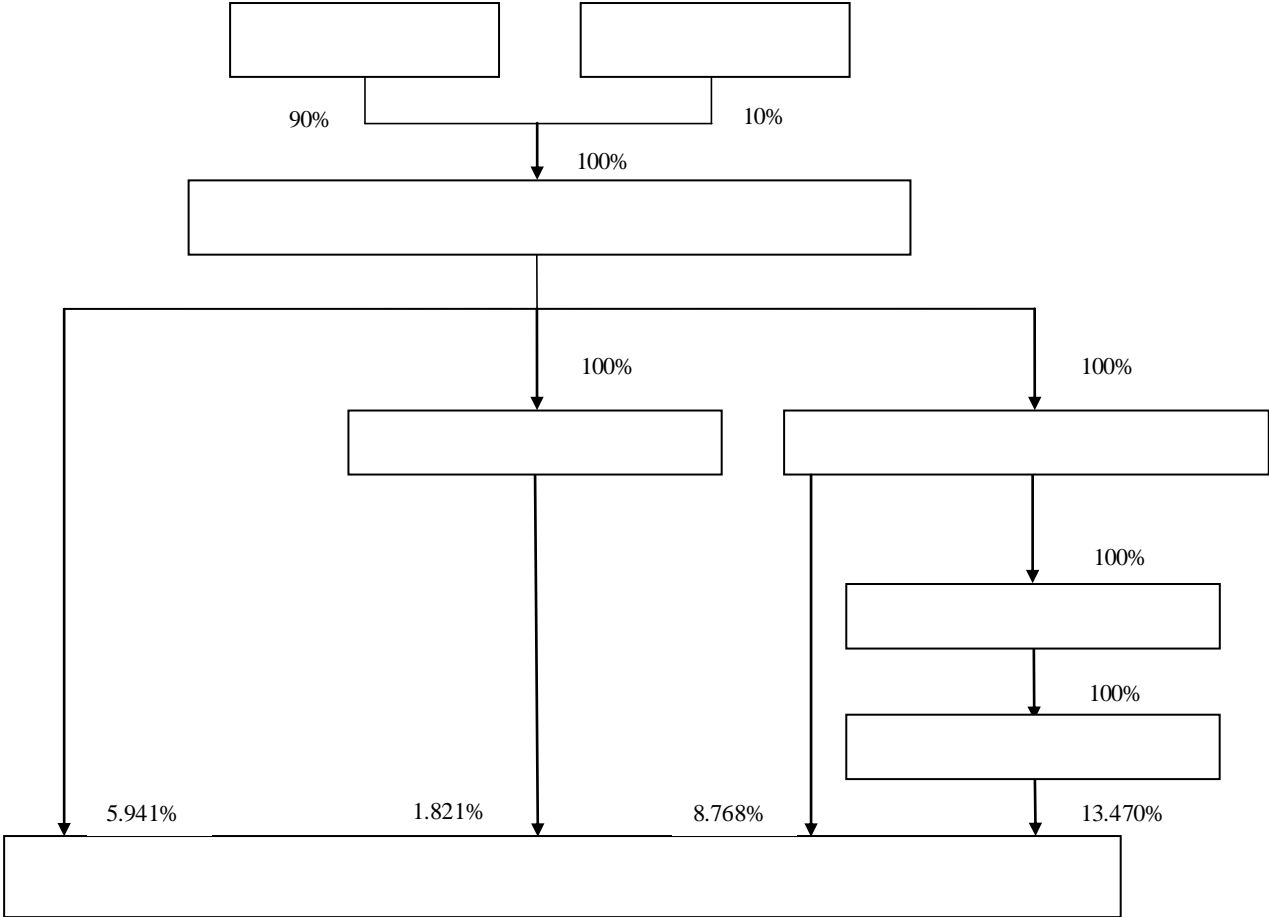
10

2

	/			
		1999 12 23	91440000719283849	

			E	
		2000 10 19	91440000725458764 N	188
		2001 07 11	764105	
	1	600259	129,372,517	42.87%
	2	000060	1,230,807,848	33.72%
	3	000636	183,495,085	20.50%
	4	002449	132,819,895	21.48%
	5	002672 A H	226,147,494	25.72%
	6	601728 00728.HK A H	91,507,138,699	6.14%

	/			
		1999 12 23	719283849	
	1	600259	129,372,517	42.87%
	2	000060	1,230,807,848	33.72%
	3	000636	183,495,085	20.50%
	4	002449	132,819,895	21.48%
	5	002672 A H	226,147,494	25.72%
	6	601728 00728.HK A H	91,507,138,699	
	6.14%			



4

80%

5

10%

	/			
		1978 04 28	200	

6

--	--	--	--	--	--	--	--

	A		A
	2		2
	8.52 /		3.5
	A		B
	2347.41		1
	A		2
2020 12	3.5		2020
03	3.54%-6.66%		12 2
	A		1
	4107.98		=0.84635
	B		
	1		
	8463.5		8463.5
	3.84 /		16927

	B						
	2604.16						
	B						
	2						
	16927						
	B						
	5208.33						

	2022 03 30
	[2022] 0700003

2021 12 31

2021

2021

12 31

2021

2021 8

2

1

2

3

4

5

6

1

2021

4,772,690,469.14

1,027,776,016.42

27.44%

2

1

2

3

4

5

6

7

8

9

2021

1

3

4

1

2021 12 31

	2021 12 31	2020 12 31
	1,384,218,544.27	981,249,699.49
	328,248,125.61	407,619,201.36
	594,208,093.58	140,972,143.00
	1,452,728,276.48	1,134,233,235.70
	20,119,957.02	11,994,745.05
	34,082,909.41	20,194,968.19
	1,063,489,341.00	735,685,116.91
	8,561,303.10	
	23,831,992.10	
	85,693,988.74	175,090,368.85
	4,995,182,531.31	3,607,039,478.55

	181,545,123.09	181,365,016.32
	1,474,860,785.15	3,305,501,030.06
	43,347,824.34	
	1,323,076,326.60	685,707,548.55
	730,595,319.42	503,941,120.31
	13,497,139.00	
	271,673,951.80	170,693,873.30
	16,211,469.82	
	125,238,940.05	13,411,226.23
	54,211,287.28	40,253,777.17
	470,151,830.75	11,423,843.62
	4,704,409,997.30	4,912,297,435.56
	9,699,592,528.61	8,519,336,914.11
	226,779,997.01	
	826,164,918.71	480,971,214.80
	1,554,585,231.38	1,059,674,020.99
	8,106,923.79	1,285,357.28
	84,818,285.22	65,777,726.45
	88,925,889.20	82,485,090.47

	82,011,059.45	18,876,657.51
	298,811,112.73	76,668,330.66
	15,646.07	
	27,279,273.54	
	8,038,471.15	5,503,702.07
	3,205,521,162.18	1,791,242,100.23
	7,862,803.22	
	7,671,948.69	
	14,414,666.71	
	187,691,340.19	414,670,609.97
	22,653.46	1,244,064.84
	217,663,412.27	415,914,674.81
	3,423,184,574.45	2,207,156,775.04
	1,399,346,154.00	1,399,346,154.00
	12,071,920.14	15,157,514.90
	250,600,874.54	
	984,638,432.01	2,349,388,533.61

	741,353,347.96	741,567,039.55
	2,913,749,608.77	1,758,462,062.48
	5,800,558,588.34	6,263,921,304.54
	475,849,365.82	48,258,834.53
	6,276,407,954.16	6,312,180,139.07
	9,699,592,528.61	8,519,336,914.11

2

	2021 12 31	2020 12 31
	1,017,365,290.91	896,261,882.77
	304,385,804.11	407,619,201.36
	72,114,026.44	137,477,199.21
	1,058,935,664.33	1,030,713,074.22
	9,292,256.82	9,581,302.45
	511,056,231.24	462,284,585.09
	617,905,747.50	615,106,650.81
	8,561,303.10	
	36,097,001.14	139,275,518.71
	3,635,713,325.59	3,698,319,414.62
	1,243,081,889.11	536,949,311.73

	1,474,860,785.15	3,305,501,030.06
	43,347,824.34	
	576,386,630.08	628,174,755.88
	120,514,314.18	54,652,119.14
	9,827,757.94	
	123,089,721.51	122,391,701.60
	31,897,595.21	11,651,100.48
	31,373,123.07	31,403,727.94
	460,618,564.04	7,548,885.47
	4,114,998,204.63	4,698,272,632.30
	7,750,711,530.22	8,396,592,046.92
	127,596,999.82	

	7,026,880.97	
	173,532,376.03	414,670,609.97
	180,559,257.00	414,670,609.97
	2,115,119,467.77	2,306,977,826.03
	1,399,346,154.00	1,399,346,154.00
	22,568,665.93	7,426,635.62
	250,600,874.54	
	984,695,765.83	2,349,389,658.23
	741,353,347.96	741,567,039.55
	2,738,229,003.27	1,591,884,733.49
	5,635,592,062.45	6,089,614,220.89
	7,750,711,530.22	8,396,592,046.92

	4,591,588,279.47	3,438,752,837.39
	3,962,212,033.47	2,996,273,910.80
	45,957,443.96	38,631,841.23
	170,281,041.34	145,219,700.35
	206,336,111.81	155,365,373.75
	203,681,619.16	108,885,296.71
	3,120,029.73	-5,623,285.45
	5,790,716.89	

	280,349,616.81	369,573,023.12
	13,186,956.38	2,164,694.19
	1,188,471.54	3,854,417.99
	292,348,101.65	367,883,299.32
	25,050,666.35	45,714,707.53
	267,297,435.30	322,168,591.79
1.	267,297,435.30	322,168,591.79
2.		
1.	250,091,965.87	316,914,185.34
2.	17,205,469.43	5,254,406.45
	-323,678,183.01	1,573,128,185.42
	-323,706,852.48	1,573,128,185.42
	-323,650,643.28	1,573,146,670.33
1.		
2.		
3.	-323,650,643.28	1,573,146,670.33
4.		
5.		
	-56,209.20	-18,484.91
1.		
2.		
3.		

4.		
5.		
6.	-56,209.20	-18,484.91
7.		
	28,669.47	
	-56,380,747.71	1,895,296,777.21
	-73,614,886.61	1,890,042,370.76
	17,234,138.90	5,254,406.45
	0.1854	0.2349
	0.1836	0.2327
	0.00	0.00

4

	2021	2020
	3,718,308,372.46	3,490,267,102.53
	3,154,039,179.53	2,860,949,556.76
	33,093,843.08	32,375,835.55
	147,260,099.98	126,810,307.11
	148,755,543.99	129,489,381.94
	141,658,884.16	96,789,792.55
	-176,513.65	-4,922,225.34
	1,265,956.56	
	15,062,071.87	36,942,203.37
	9,664,951.38	27,001,177.15
	78,883,660.55	87,972,948.71
	2,260,497.27	2,351,681.39

-		
	4,266,900.00	4,785,700.00
-		

2.		
3.		
4.		
5.		
6.		
7.		
	-82,501,953.92	1,900,402,624.20

	4,544,248,307.83	3,574,410,231.32
	3,427,906,318.91	2,077,887,848.58
	831,530,484.58	690,837,445.67
	331,339,000.56	203,087,061.81
	230,497,589.04	207,769,543.36
	4,821,273,393.09	3,179,581,899.42
	-277,025,085.26	394,828,331.90
	1,700,278,266.95	405,000,000.00
	44,567,889.06	52,397,663.37
	114,907,595.26	9,814,672.12
	54,990,047.00	
	1,914,743,798.27	467,212,335.49
	326,012,276.21	232,678,180.62
	484,531,545.66	311,628,442.49
	131,348,644.27	
	941,892,466.14	544,306,623.11
	972,851,332.13	-77,094,287.62
		300,000.00
		300,000.00

	127,386,000.00	48,000,000.00
	127,386,000.00	48,300,000.00
	113,682,766.67	277,807,744.88
	139,734,157.74	258,879,038.49
	300,810,442.34	
	554,227,366.75	536,686,783.37
	-426,841,366.75	-488,386,783.37
	-5,623,947.38	-4,698,084.75
	263,360,932.74	-175,350,823.84
	875,728,218.57	1,051,079,042.41
	1,139,089,151.31	875,728,218.57

6

	2021	2020
	3,675,366,946.16	3,158,187,056.43
	87,497,039.45	112,333,842.35
	90,141,698.38	100,553,598.15
	3,853,005,683.99	3,371,074,496.93
	3,127,675,269.69	2,140,803,641.40
	598,949,378.79	531,803,255.67
	264,570,561.48	151,834,032.77
	158,324,765.43	187,443,912.27
	4,149,519,975.39	3,011,884,842.11
	-296,514,291.40	359,189,654.82

7

	2021														
	1,399,346,154.00				15,157,514.90		2,349,388,533.61		741,567,039.55		1,758,462,062.48		6,263,921,304.54	48,258,834.53	6,312,180,139.07
	1,399,346,154.00				15,157,514.90		2,349,388,533.61		741,567,039.55		1,758,462,062.48		6,263,921,304.54	48,258,834.53	6,312,180,139.07
					-3,085,594.76	250,600,874.54	-1,364,750,101.60		-213,691.59		1,155,287,546.29		-463,362,716.20	427,590,531.29	-35,772,184.91
							-323,706,852.48				250,091,965.87		-73,614,886.61	17,234,138.90	-56,380,747.71
					-3,085,594.76	250,600,874.54			-213,691.59				-253,900,160.89	410,356,392.39	156,456,231.50
1						250,600,874.54							-250,600,874.54		-250,600,874.54
2															

	1,399							5,800, 475,84
	,346,	12,071	250,60	984,63	741,35	2,913,		558,58 9,365.
	154.0	,920.1	0,874.	8,432.	3,347.	749,60		8.34
	0	4	54	01	96	8.77		

2															
3															
4															

1															
2															
	1,399,346,154.00				15,157,514.90		2,349,388,533.61		741,567,039.55		1,758,462,062.48		6,263,921,304.54	48,258,834.53	6,312,180,139.07

8

	2021												
	1,399,346,154.00				7,426,635.62		2,349,389,658.23		741,567,039.55		1,591,884,733.49		6,089,614,220.89

3												
4					15,142,0 30.31				-213,691 .59			14,928,33 8.72
									-135,84 7,668.7 0			-135,847,6 68.70
1												
2									-135,84 7,668.7 0			-135,847,6 68.70
3												
									-1,041,0 43,249.1 2			1,041,0 43,249. 12
1												
2												
3												
4												
5									-1,041,0 43,249.1 2			1,041,0 43,249. 12
6												

	46,154. 00				65.93	874.54	765.83		347.96	29,003. 27		062.45
--	---------------	--	--	--	-------	--------	--------	--	--------	---------------	--	--------

	2020											
	1,399, 346,15 4.00				166,211, 779.15		776,242 ,987.90		836,559 ,645.36	1,523,507 ,818.11		4,701,868,3 84.52
	1,399, 346,15 4.00				166,211, 779.15		776,242 ,987.90		836,559 ,645.36	1,523,507 ,818.11		4,701,868,3 84.52
					-158,78 5,143.5 3		1,573,1 46,670. 33		-94,992, 605.81	68,376,91 5.38		1,387,745,8 36.37
							1,573,1					

										-258,879, 038.49		-258,879,03 8.49
1												
2										-258,879, 038.49		-258,879,03 8.49
3												
1												
2												
3												
4												
5												
6												
1												
2												
	1,399, 346,15 4.00				7,426,6 35.62		2,349,3 89,658. 23		741,567 ,039.55	1,591,884 ,733.49		6,089,614.2 20.89

1992 63
1992 10 20 1993 10 1993 33 A
1,930 1993 11 23 1995 7 23 5,000
B 1996 8 26 466
2000 12 11 [2000]175
A 5,500 2006 2007 2008 2014 2017

RMB1,399,346,154.00

91440000190352575W

64

2022 3 30

FSL LIGHTING

GMBH

11

5

2

5

2

1

15

2014

12

2

12

39

24

30

1

2

1 1 12 31

3

12

4

5

1

2

6

1

2

1

2

7

1.

2.

3.

4.

5.

8

9

1

2

10

1

1

2

2

1

2

3

2

4

12

1

2

3

12

5

6

7

8

11

12

1

2

1	1	3%
1-2		10%
2-3		30%
3-4		50%

13

14

12

15

1

2

3

4

5

16

12

17

18

1

3

2

3
3

19

20

21

22

1

2

3

4

5

6

1

2

20

3

4

6

31

23

4 -

6 -

4

24

1

2

		3-30	1% -5%	31.67% -3.17%
		2-10	1% -5%	47.50% -9.50%
		5-10	1% -5%	19.00% -9.50%
		2-8	1% -5%	47.50% -11.88%

3**25**

1

2

1

2

3

4

3

26

1

2

3

3

1

2

27

28

29

30

1

1

1

2

3

2

1

17 -

2

3

4

31

2

1

2

3

4

5

7 -

20 -

12 -

16 -

31

32

	3-5
	5
	3
	2

33

34

1

2

3

4

35

36

1

2

37

38

39

1

1
2
3

1
2
2
4

5
2
1

2

40

1

2

3

1

4

1

2

41

/

1

2

1

2

1

2

42

1

29

35

1

2

12

2

43

44

1

2018	12	7		<			
		21	-	>			
2018	45						
			2019	1		44	
1						3	
2021	1	1	2021	1			
1							

2

3 2021

	2020 12 31	2021 01 01	
	981,249,699.49	981,249,699.49	
	407,619,201.36	407,619,201.36	
	140,972,143.00	140,972,143.00	
	1,134,233,235.70	1,134,233,235.70	
	11,994,745.05	11,994,745.05	
	20,194,968.19	20,194,968.19	
	735,685,116.91		

	181,365,016.32	181,365,016.32	
	3,305,501,030.06	3,305,501,030.06	
	685,707,548.55	685,707,548.55	
	503,941,120.31	503,941,120.31	
		3,943,088.30	3,943,088.30
	170,693,873.30	170,693,873.30	
	13,411,226.23	13,411,226.23	
	40,253,777.17	40,253,777.17	
	11,423,843.62	11,423,843.62	
	4,912,297,435.56	4,916,240,523.86	3,943,088.30
	8,519,336,914.11	8,523,280,002.41	3,943,088.30
	480,971,214.80	480,971,214.80	
	1,059,674,020.99	1,059,674,020.99	
	1,285,357.28	1,285,357.28	
	65,777,726.45	65,777,726.45	
	82,485,090.47	82,485,090.47	
	18,876,657.51	18,876,657.51	

	741,567,039.55	741,567,039.55	
	1,758,462,062.48	1,758,462,062.48	
	6,263,921,304.54	6,263,921,304.54	
	48,258,834.53	48,258,834.53	
	6,312,180,139.07	6,312,180,139.07	
	8,519,336,914.11	8,523,280,002.41	3,943,088.30

	2020 12 31	2021 01 01	
	896,261,882.77	896,261,882.77	
	407,619,201.36	407,619,201.36	
	137,477,199.21	137,477,199.21	
	1,030,713,074.22	1,030,713,074.22	
	9,581,302.45	9,581,302.45	
	462,284,585.09	462,284,585.09	
	615,106,650.81	615,106,650.81	
	139,275,518.71	139,275,518.71	
	3,698,319,414.62	3,698,319,414.62	
	536,949,311.73	536,949,311.73	

	3,305,501,030.06	3,305,501,030.06	
	628,174,755.88	628,174,755.88	
	54,652,119.14	54,652,119.14	
		3,943,088.30	3,943,088.30
	122,391,701.60	122,391,701.60	
	11,651,100.48	11,651,100.48	
	31,403,727.94	31,403,727.94	
	7,548,885.47	7,548,885.47	
	4,698,272,632.30	4,702,215,720.60	3,943,088.30
	8,396,592,046.92	8,400,535,135.22	3,943,088.30
	484,230,566.21	484,230,566.21	
	1,108,208,382.75	1,108,208,382.75	
	53,572,800.70	53,572,800.70	
	62,075,512.08	62,075,512.08	
	7,819,839.48	7,819,839.48	
	171,916,835.73	171,916,835.73	
		1,750,282.11	1,750,282.11
	4,483,279.11	4,483,279.11	
	1,892,307,216.06	1,894,057,498.17	1,750,282.11

		2,192,806.19	2,192,806.19
	414,670,609.97	414,670,609.97	
	414,670,609.97	416,863,416.16	2,192,806.19
	2,306,977,826.03	2,310,920,914.33	3,943,088.30
	1,399,346,154.00	1,399,346,154.00	
	7,426,635.62	7,426,635.62	
	2,349,389,658.23	2,349,389,658.23	
	741,567,039.55	741,567,039.55	
	1,591,884,733.49	1,591,884,733.49	
	6,089,614,220.89	6,089,614,220.89	
	8,396,592,046.92	8,400,535,135.22	3,943,088.30

4 2021

45

46

1

2

3

	15%
	15%
	10%
	25%

2

1	2020					
				2007		
				2020	1 1	15%
2		2019	12	2021	12	
						2007
						2019
		2021	1 1			1 1
3						15%
						[2015]
						1
	2015	1 1				15%
4				2019	1 1	
	15%					
5	2020	8 17				2020
						196
		2020	1 1			15%
6	2021	11 30				
				2021	237	
						15%

3

1

	16,733.10	14,800.25
	1,053,051,643.16	883,112,636.02
1	330,829,702.26	96,541,013.22

2	320,465.75	1,581,250.00
	1,384,218,544.27	981,249,699.49
	26,786,097.33	1,127,886.79

1

81.

2

2

	328,248,125.61	407,619,201.36

2

3

	275,626,604.28
	275,626,604.28

4

	431,082,830.83	
	431,082,830.83	

5

6

5

1

	26,084,5 22.39	1.68%	23,840,3 56.97	91.40%	2,244,165 .42	15,257,66 2.85	1.27%	9,569,331 .99	62.72%	5,688,330.8 6
	1,523,45	98.32%	72,968,0	4.79%	1,450,484	1,185,342	98.73%	56,797,28	4.79%	1,128,544,9

	2,180.67		69.61		,111.06	,187.03		2.19		04.84
1	1,523,45 2,180.67	98.32%	72,968,0 69.61	4.79%	1,450,484 ,111.06	1,185,342 ,187.03	98.73%	56,797,28 2.19	4.79%	1,128,544,9 04.84
2										
	1,549,53 6,703.06	100.00%	96,808,4 26.58	6.25%	1,452,728 ,276.48	1,200,599 ,849.88	100.00%	66,366,61 4.18	5.53%	1,134,233,2 35.70

28.08% 318,495,040.78

261,213,859.26

27,802,323.36

A	11,220,827.14	8,976,661.72	80.00%	
B	9,111,336.51	9,111,336.51	100.00%	
C	4,702,051.28	4,702,051.28		

4

	166,366,875.25	10.74%	4,991,006.26
	131,241,873.99	8.47%	3,937,256.22
	89,015,269.51	5.74%	2,670,458.09
	52,487,287.78	3.39%	1,574,618.63
	26,525,457.91	1.71%	795,763.74
	465,636,764.44	30.05%	

5

6

6

7

1

1	14,144,142.09	70.30%	9,193,885.82	76.65%
1 2	3,949,733.77	19.63%	355,870.31	2.97%
2 3	231,355.67	1.15%	1,081,261.45	9.01%
3	1,794,725.49	8.92%	1,363,727.47	11.37%
	20,119,957.02	--	11,994,745.05	--

2

		2,456,719.58	12.21%	2020 -2021
		1,482,752.68	7.37%	2021
		1,327,340.00	6.60%	2021
		1,281,260.12	6.37%	2021
		1,250,000.00	6.21%	2021
		7,798,072.38	38.76%	

8

	34,082,909.41	20,194,968.19
	34,082,909.41	20,194,968.19

1

2

3

1

	4,018,439.87	7,866,311.07
	9,165,300.58	4,166,580.10
	2,564,557.87	3,389,778.15
	4,674,335.06	195,141.85
	22,642,922.70	7,020,439.45
	43,065,556.08	22,638,250.62

2

			12	()	()	
2021	1	1	499,462.41	1,943,820.02		2,443,282.43
2021	1	1				
			-1,297,178.88	1,487,369.36		190,190.48
			1,607,681.38	452,034.40	4,289,457.98	6,349,173.76
2021	12	31	809,964.91	3,883,223.78	4,289,457.98	8,982,646.67

1		1			26,998,830.90
1		2			9,016,668.21
2		3			4,127,817.63
3					2,922,239.34
3		4			1,004,374.23
4		5			1,239,473.81
5					678,391.30
					43,065,556.08

3

189,864.57 190,190.49 0.00
325.92

4

5

		7,060,000.00	1	16.39%	211,800.00
		4,674,335.06	1	10.85%	140,230.05
		4,289,457.98	1-2	9.96%	4,289,457.98
		2,242,142.33	1	5.21%	67,264.27

1,946,000.00 2-3

	100,723,505.66	377,760.65	100,345,745.01	145,960,270.11	1,013,387.91	144,946,882.20
	3,231,115.87		3,231,115.87	2,234,855.73		2,234,855.73
	5,177,062.67		5,177,062.67			
	1,114,471,222.13	50,981,881.13	1,063,489,341.00	753,593,206.39	17,908,089.48	735,685,116.91

2

	2,901,800.45	2,974,237.10	1,105,571.99	1,808,848.97		5,172,760.57
	13,992,901.12	27,507,871.77	11,399,695.96	10,999,903.25		41,900,565.60
	1,013,387.91	409,446.80		1,045,074.06		377,760.65
		191,990.59	3,491,750.59	152,946.87		3,530,794.31
			1,899,338.66	1,899,338.66		
	17,908,089.48	31,083,546.26	17,896,357.20	15,906,111.81		50,981,881.13

3

4

10

	8,826,085.67	264,782.57	8,561,303.10			

	8,826,085.67	264,782.57	8,561,303.10			
--	--------------	------------	--------------	--	--	--

11

	23,831,992.10		23,831,992.10	183,855,895.00	55,718,333.95	2022 12 31

17

	()									()	
	181,365,0 16.32			2,260,497 .27			2,080,390 .50			181,545,1 23.09	
	181,365,0 16.32			2,260,497 .27			2,080,390 .50			181,545,1 23.09	
	181,365,0 16.32			2,260,497 .27			2,080,390 .50			181,545,1 23.09	

18

	500,000.00	5,054,176.40
	1,474,360,785.15	

		1,538,511.32				
				10,875,167.71		

55.38% -1,830,640,244.91

3.				
1				
2				
4.	6,444,553.56			6,444,553.56
1.				
2.				
1				
3				
1				
2				
4.				
1.	43,347,824.34			43,347,824.34
2.				

2

3

2021 10

K2 K3

21

	1,323,076,326.60	685,707,548.55
	1,323,076,326.60	685,707,548.55

1

1.	949,016,860.88	758,424,898.71	21,812,402.45	31,973,759.69	1,761,227,921.73
2.	555,809,608.91	496,874,274.30	17,554,115.68	11,649,527.67	1,081,887,526.56
1	1,607,505.81	70,262,183.04	1,120,502.82	3,528,254.56	76,518,446.23
2	1,241,854.38	28,794,297.61		20,088.49	30,056,240.48
3	552,954,860.11	397,812,688.27	16,433,247.05	8,101,171.12	975,301,966.55
4	5,388.61	5,105.38	365.81	13.50	10,873.30
3.	189,692,181.66	17,760,021.13	2,924,011.24	486,326.24	210,862,540.27
1	119,223,121.12	17,388,683.55	2,697,365.24	388,960.36	139,698,130.27
2					
3	49,792,377.90				49,792,377.90
4	20,676,682.64	371,337.58	226,646.00	97,365.88	21,372,032.10
4.	1,315,134,288.13	1,237,539,151.88	36,442,506.89	43,136,961.12	2,632,252,908.02
1.	485,466,988.27	544,961,514.42	16,641,194.44	26,409,762.43	1,073,479,459.56
2.	149,848,278.22	213,102,232.90	12,237,551.66	6,403,908.90	381,591,971.68
1	38,269,817.31	61,555,839.99	2,296,408.80	2,038,449.30	104,160,515.40
2	111,577,060.55	151,543,552.88	9,940,676.08	4,365,442.15	277,426,731.66
3	1,400.36	2,840.03	466.78	17.45	4,724.62
3.	131,254,902.80	13,348,260.01	2,697,430.50	410,475.65	147,711,068.96
1	111,285,269.26	13,039,992.46	2,493,449.10	351,709.23	127,170,420.05
2					
3	5,853,269.07				5,853,269.07
4	14,116,364.47	308,267.55	203,981.40	58,766.42	14,687,379.84
4.	504,060,363.69	744,715,487.31	26,181,315.60	32,403,195.68	1,307,360,362.28

2021

8	2,040,913.62
	224,694.48
	224,694.48
8	1,816,219.14
1	1,323,076,326.60
8	685,707,548.55

--	--

22

		730,595,319.42	503,941,120.31
		730,595,319.42	503,941,120.31

1

8	00.00		9.53			9.53						
20029												
	14,676,7 05.40		12,759,2 09.37	12,164,4 86.22		594,723. 15	98.24%	94.14%				
LED T8	4,170,00 0.00		3,691,77 6.89		3,691,77 6.89		96.50%	100.00%				
T8	6,542,60 0.00		5,903,25 4.16		5,903,25 4.16		98.35%	100.00%				
48												
18025	11,650,0 00.00	4,721,11 9.09	4,643,52 7.44	9,364,64 6.53			90.83%	100.00%				
APS	2,990,00 0.00	877,679. 42	1,919,11 4.72		2,796,79 4.14		100.00%	100.00%				
	2,800,00 0.00	1,024.80 9.18	466,385. 92	1,491,19 5.10			60.18%	100.00%				
	1,877,28 0.00		1,590,89 8.68		1,590,89 8.68		95.76%	100.00%				
1												
LEDT8	2,000,00 0.00	1,011,23 9.59	686,583. 35	1,697,82 2.94			95.93%	100.00%				

20030													
LEDT8													

2.	6,020,215.21	1,291,150.56	7,311,365.77
1	2,689,218.04	1,291,150.56	3,980,368.60
2	3,330,997.17		3,330,997.17
3.	684,511.68	2,275,958.99	2,960,470.67
4.	5,349,937.64	24,049,287.85	29,399,225.49
1.	11,858,062.82	1,639,076.18	13,497,139.00
2.	837,218.93	3,105,869.37	3,943,088.30

26

1

					1	
1.	232,199,092.68			4,597,419.45	7,622,600.00	244,419,112.13
2.	126,333,626.70	19,051.89		14,141,452.07	61,387.26	140,555,517.92
1	26,596,784.43			5,774,506.85	12,277.36	32,383,568.64
2						
3	99,736,842.27	19,051.89		8,366,945.22	49,109.90	108,171,949.28
3.	24,594,710.00					24,594,710.00
1						
2	24,594,710.00					24,594,710.00
4.	333,938,009.38	19,051.89		18,738,871.52	7,683,987.26	360,379,920.05
1.	71,255,724.77			2,215,427.39	254,086.67	73,725,238.83
2.	17,810,980.47	1,428.93		3,414,683.43	812,392.88	22,039,485.71
1	5,720,423.15	793.85		1,261,650.26	767,375.56	7,750,242.82
2	12,090,557.32	635.08		2,153,033.17	45,017.32	14,289,242.89

3.	7,447,370.16					7,447,370.16
1						
2	2	7,447,370.16				7,447,370.16
4.	81,619,335.08	1,428.93		5,630,110.82	1,066,479.55	88,317,354.38
1.						
2.				388,613.87		388,613.87
1				388,613.87		388,613.87
3.						
1						
4.				388,613.87		388,613.87
1.	252,318,674.30	17,622.96		12,720,146.83	6,617,507.71	271,673,951.80
2.	160,943,367.91			2,381,992.06	7,368,513.33	170,693,873.30

0.00%

2

1 -

2

27

28

1

	1,625,953.13	364,138.46		
	341,675,999.38	54,211,287.28	248,207,329.12	40,253,777.17

34.67%

	455,129,434. 98		455,129,434. 98			
	14,219,171.6 5		14,219,171.6 5	10,401,758.4 7		10,401,758.4 7
	803,224.12		803,224.12	1,022,085.15		1,022,085.15
	470,151,830. 75		470,151,830. 75	11,423,843.6 2		11,423,843.6 2

30%

32

1

... TUBŽ± 3•CG H5t•8i

	97,700,000.00	
	128,914,000.00	
	165,997.01	

2

33

34

35

	826,164,918.71	480,971,214.80
	826,164,918.71	480,971,214.80

0.00

71.77% 345,193,703.91

353,248,472.44

36

1

	1,554,585,231.38	1,059,674,020.99
	1,554,585,231.38	1,059,674,020.99

2

1

--	--	--

	72,477,238.18	--
--	---------------	----

37

1

	8,106,923.79	1,285,357.28
	8,106,923.79	1,285,357.28

2

1

38

	84,818,285.22	65,777,726.45
	84,818,285.22	65,777,726.45

39

1

	82,485,090.47	781,021,939.02	775,031,452.39	88,475,577.10
-		56,718,237.36	56,267,925.26	450,312.10
		231,106.93	231,106.93	
	82,485,090.47	837,971,283.31	831,530,484.58	88,925,889.20

2

1	82,131,394.79	701,502,776.07	698,073,511.49	85,560,659.37

2

		1,536,805.36	845,486.44
		821,836.12	315,798.24
		45,215.31	187,752.00
		566.28	704,612.75
		79.45	

41

		15,64	
		298,795,466.	76,668,330.66
		298,811,112.73	68,330.66

1

2 1

A	120,352,181.20	
B	5,327,583.26	
	125,679,764.46	--

289.75% 222,142,782.07

42

43

	19,423,561.38	
	7,855,712.16	1,750,282.11
	27,279,273.54	1,750,282.11

44

	8,038,471.15	5,503,702.07
	8,038,471.15	5,503,702.07

45

46

47

	15,718,515.38	3,943,088.30
	-7,855,712.16	-1,750,282.11
	7,862,803.22	2,192,806.19

1-2	2,780,281.78	1,552,519.37
3-5	4,095,243.05	640,286.82
5	987,278.39	
	7,862,803.22	2,192,806.19

48 **ÄK** •**ËöP**, à

1

	19,423,561.38	
	19,423,561.38	
	0.00	

2

	7,671,948.69		
	7,671,948.69		--

51

2017		2,333,333.50	166,666.65	2,166,666.85	
		2,225,000.00	125,000.00	2,100,000.00	
2021		2,000,000.00	33,333.34	1,966,666.66	
"	"				

2018		471,333.27	65,333.38	405,999.89	
		372,000.00	20,000.00	352,000.00	
2020		113,000.00	5,000.00	108,000.00	
LED		550,376.08	550,376.08		
		15,819,376.16	1,404,709.45	14,414,666.71	--

13,029,376.16

52

	22,653.46	1,244,064.84
	22,653.46	1,244,064.84

53

		+ -				
	1,399,346,154. 00					1,399,346,154. 00

/					
	13,169,196.00	0.94%		13,169,196.00	0.94%
	1,386,176,958.00	99.06%		1,386,176,958.00	99.06%
	1,399,346,154.00	100.00%		1,399,346,154.00	100.00%

54

55

	7,911,543.36		3,085,594.76	4,825,948.60
	7,245,971.54			7,245,971.54
	15,157,514.90		3,085,594.76	12,071,920.14

56

A		201,955,572.33		201,955,572.33
B		48,645,302.21		48,645,302.21
		250,600,874.54		250,600,874.54

		2020		2020	12	
A	B					250,600,874.54
A	31,952,995	B	18,398,512			

57

	2,349,389.6	-380,765.4		1,041,043,	-57,114.81	-1,364,693	984,695,	
	58.23	62.68		249.12	9.40	,892.40	765.83	
	2,349,389.6	-380,765.4		1,041,043,	-57,114.81	-1,364,693	984,695,	
	58.23	62.68		249.12	9.40	,892.40	765.83	
	-1,124.62	-27,539.73				-56,209.20	28,669.47	

								82
	-1,124.62	-27,539.73				-56,209.20	28,669.47	-57,333.82
	2,349,388.53	-380,793.02		1,041,043.24	-57,114.819	-1,364,750.10	28,669.47	984,638.43

58.09% -1,364,750,101.60

58

59

	699,673,077.00			699,673,077.00
	41,893,962.55		213,691.59	41,680,270.96
	741,567,039.55		213,691.59	741,353,347.96

1

50%

2

213,691.59

60

	1,758,462,062.48	1,700,426,915.63
	1,758,462,062.48	1,700,426,915.63
	250,091,965.87	316,914,185.34
	135,847,668.70	258,879,038.49
	-1,041,043,249.12	
	2,913,749,608.77	1,758,462,062.48

1)

0.00

2)

0.00

- 3) 0.00
 4) 0.00
 5) 0.00

61

	4,607,263,246.86	3,836,340,666.94	3,699,836,965.57	2,957,658,247.04
	165,427,222.28	125,871,366.53	45,077,487.15	38,615,663.76
	4,772,690,469.14	3,962,212,033.47	3,744,914,452.72	2,996,273,910.80

62

	14,486,804.19	12,797,350.61
	6,546,395.13	5,487,588.14
	10,858,526.89	8,136,199.68
	5,641,160.53	5,170,804.93
	31,087.26	15,852.28
	3,996,416.04	2,847,363.44
	3,900,946.03	3,660,351.56
		414,132.63
	102,675.89	101,985.20
	393,432.00	212.76
	45,957,443.96	38,631,841.23

63

	74,454,733.88	62,699,560.82
	44,511,114.76	23,567,538.03

	12,840,438.91	10,124,091.58
	11,418,043.43	9,248,697.83
	4,751,270.10	5,257,100.62
	806,507.86	974,212.62
	21,498,932.40	33,348,498.85
	170,281,041.34	145,219,700.35

64

	119,834,123.62	89,335,431.10
	19,943,898.38	14,548,829.21
	18,638,776.21	16,796,115.88
	7,598,775.25	5,036,363.10
	6,980,479.30	4,504,630.47
	4,477,445.47	5,822,250.99
	4,270,695.13	4,811,554.12
	3,260,561.19	
	2,955,901.37	1,466,128.42
		5,050,315.69
	18,375,455.89	7,993,754.77
	206,336,111.81	155,365,373.75

32.81% 50,970,738.06

65

	95,475,565.26	64,755,944.49
	52,326,677.63	8,251,441.92
	19,220,357.95	6,884,584.37
	10,890,898.99	12,746,279.58
	8,662,071.21	7,866,127.63

	1,287,039.72	1,970,723.98
	15,819,008.40	6,410,194.74
	203,681,619.16	108,885,296.71

1

2

87.06% 94,796,322.45

66

	5,790,716.89	
	16,201,526.00	37,650,815.03
	12,012,555.38	30,819,758.83
	1,518,283.46	1,207,770.75
	3,120,029.73	-5,623,285.45

8,743,315.18

67

	2,968,000.00	5,541,000.00
	2,004,092.60	
	1,510,200.00	
	1,000,000.00	
	824,913.04	2,907,529.01
	809,900.00	
LED	550,376.08	
" "	500,000.00	500,000.00
2021	410,000.00	

	340,000.00	3,674,307.07
	300,000.00	1,000,000.00
2021	300,000.00	
		4,988,602.00
		3,000,000.00
2018		1,422,900.00
2019		1,000,000.00
	4,794,421.52	4,955,190.12
	16,311,903.24	28,989,528.20

43.73% -12,677,624.96

68

	2,260,497.27	2,351,681.39
	3,085,594.76	
	23,643,370.02	14,940,422.96
	1,118,141.63	23,451,129.06
	6,013,450.00	3,492,971.49
	36,121,053.68	44,236,204.90

69

70

	-4,202,568.39	-15,841,416.23
	-189,864.56	-268,176.13
	-264,782.57	
	-4,657,215.52	-16,109,592.36

72

	-29,184,207.60	-7,581,307.74
	-1,318,800.00	
	-388,613.87	
	-30,891,621.47	-7,581,307.74

307.47% 23,310,313.73

14,681,409.9

73

	77,713,637.77	9,090,874.79

74

		57,720.00	
	2,003,455.62		2,003,455.62

• G•S řntx I 3

								/
							57,720.00	

75

	645,945.89	1,672,244.18	645,945.89
		104,364.08	
	311,858.32	291,692.80	311,858.32
	200.00	26,000.00	200.00
	190,078.72	556.29	190,078.72
	40,388.61	1,759,560.64	40,388.61
	1,188,471.54	3,854,417.99	1,188,471.54

76

1

	23,309,089.13	46,120,717.25
	1,741,577.22	-406,009.72
	25,050,666.35	45,714,707.53

2

	292,348,101.65
/	43,852,215.25
	3,056,765.33
	1,031,206.00

	2,944,791.18
	-21,834,983.83
	349,091.72
	-4,348,419.30
	25,050,666.35

77

57

78

1

	48,637,165.49	
	40,666,019.15	12,240,049.79
	27,393,454.55	18,500,712.83
	18,109,095.02	38,946,211.76
	17,435,679.47	29,323,585.92
	12,980,397.19	9,828,318.01
	25,003.20	21,871.82
	5,778,972.29	10,805,467.01
	171,025,786.36	119,666,217.14

6.78 19.87.05 32* n /228 373 Tm 0 g [(1)33(7)33(1)-32 1 326.73 338.228 373 g [(2)33778,97

3

	54,990,047.00	
	54,990,047.00	

4**5****6**

	250,814,566.13	
	49,995,876.21	
	300,810,442.34	

79**1**

1	--	--
	267,297,435.30	322,168,591.79
	35,548,836.99	23,690,900.10
	104,751,799.89	76,762,605.39
	3,980,368.60	
	7,750,242.82	5,036,363.10
	50,237,535.65	8,024,378.24
	-77,713,637.77	-9,090,874.79

	-1,357,509.73	1,624,076.14
	-4,649,669.44	-4,785,700.00
	5,790,716.89	
	-36,121,053.68	-44,236,204.90
	2,222,138.97	-246,364.71
	-480,561.75	717,855.00
	-43,528,121.23	-105,929,840.59
	-201,444,146.36	86,704,874.15
	-389,309,460.41	34,387,672.98
	-277,025,085.26	394,828,331.90
2	--	--
	41,695,763.31	
3	--	--
	1,139,089,151.31	875,728,218.57
	875,728,218.57	1,051,079,042.41
	263,360,932.74	-175,350,823.84

2022

15

2

	252,184,400.45

	--
	252,184,400.45
	120,835,756.18
	--
	120,835,756.18
	--
	120,835,756.18
	131,348,644.27

55,190,042.63

3**4**

	1,139,089,151.31	875,728,218.57
	16,733.10	14,800.25
	1,039,748,114.76	870,224,197.60

	245,575,069.72	
	275,626,604.28	
	277,849,723.49	
	11,274,770.33	
	810,326,167.82	--

82

1

	--	--	266,653,929.34
	31,760,973.86	6.3757	202,498,441.04
	44,157.41	7.2197	318,803.25
	45,316,276.57	0.8176	37,050,587.72

			19,121,489.94
	2,965,980.32	6.3757	18,910,200.73
	29,265.65	7.2197	211,289.21
			2,982,902.02
	6,673,158,881.43	0.000447	2,982,902.02
			81,284.42
	181,844,340.04	0.000447	81,284.42
			11,004.46
	1,726.00	6.3757	11,004.46

2

83

84

	2,968,000.00		2,968,000.00
	2,004,092.60		2,004,092.60
	1,510,200.00		1,510,200.00
	1,000,000.00		1,000,000.00
	824,913.04		824,913.04
	809,900.00		809,900.00

LED

550,376.08

550,376.08

85

1

1

	2021 08 01	493,880,163. 76	53.79%		2021 08 01		707,022,757. 31	28,862,888.6 3

2

--		493,880,163.76
		493,880,163.76
		477,668,693.94
/		16,211,469.82

3

	176,025,798.81	176,025,798.81
	313,460,310.46	313,460,310.46
	697,875,234.89	629,478,819.32
	93,882,706.39	66,748,282.54
	15,086,008.74	15,086,008.74
	598,705,624.03	598,705,624.03

	8,843,992.98	8,843,992.98
	3,901,388.20	3,901,388.20
	3,372,205.60	3,372,205.60
	94,182,937.64	94,182,937.64
	14,329,625.91	
	16,179,649.08	16,179,649.08
	21,659,286.52	21,659,286.52
	2,043,175,143.34	1,947,644,303.92
	198,258,013.62	198,258,013.62
	14,329,625.91	
	1,015,328,033.63	1,015,328,033.63
	19,573,230.62	19,573,230.62
	9,284,798.88	9,284,798.88
	53,169,797.06	53,169,797.06
	1,941,745.82	1,941,745.82
	22,247,027.59	22,247,027.59
	7,988,407.72	7,988,407.72
	13,029,376.16	13,029,376.16
	1,355,150,057.01	1,340,820,431.10
	688,025,086.33	606,823,872.82
	406,462,516.18	358,491,518.87
	281,562,570.15	248,332,353.95

5

6

2

1

2

3

3

4

5

5

9 11

6

1**1**

				100.00%		
				100.00%		
				70.00%		
				100.00%		

					53.79%	
					53.79%	

2



1,346,86 817,363, 2,164,22 1,305,42
3,737.14 839.98 7,577.12 0,077.19

2

3

4

	/	/
	--	--
	--	--
	--	--
	181,545,123.09	181,365,016.32
	--	--
--	2,260,497.27	2,351,681.39
--	2,260,497.27	2,351,681.39

5

6

7

8

4

5

6

12

1

1

2021 12

31

2

2021 12

31

226,614,000.00

100%

3

1

	--	--	--	--
	5,825,678.18	322,422,447.43		328,248,125.61
1.	5,825,678.18	322,422,447.43		328,248,125.61
	1,474,360,785.15		500,000.00	1,474,860,785.15
	--	--	--	--

2

3

4

1

2

5

6

7

8

9

1

			11	13.47%	13.47%
			46,200	8.77%	8.77%
			100	5.94%	5.94%
			2 100	1.82%	1.82%
				30.00%	30.00%

2021 12 13

2021

12 15

2021 12 31

A B 419,803,826.00

30.00%

2

1

3

3

5

1

/

		42,644,701.72	120,000,000.00		54,268,443.27
		7,858,610.67	15,000,000.00		8,810,002.31
		2,654,442.36	13,000,000.00		3,128,174.91
		1,394,588.50			118,407.08
		646,501.00			448,824.06
		1,151,902.67	3,000,000.00		724,424.77
		60,430,362.16			139,734,113.59
		16,489,569.63			
		269,383.02			326,229.47
		2,734.91			16,851.55
		25,471.70			42,477.88

		5,660.38			13,274.34
		234,245.88			
					35,150.44
		133,808,174.60	151,000,000.00		207,666,373.67

/

		37,516,153.50	13,257,739.83
		25,442,505.36	23,581,892.27
		8,100,954.40	
		3,104,398.07	508,074.33
		3,089,642.46	2,001,082.10
		1,642,983.52	
		1,863,057.74	2,478,832.12
		619,220.36	
		225,710.62	367,903.54
		108,592.02	
		73,458.68	
		49,674.33	
		30,226.55	57,417.70
		26,984.56	44,923.04
		14,356.46	
		8,013.27	8,004.42

		6,145.47	678,572.88
		857.79	
			856,798.23
			23,628.32
		81,922,935.16	43,864,868.78

1

2

2 / /

3

4

5

6

7

		1,503,487.93	553,233.53
		1,425,147.02	2,246,860.84
		1,328,797.52	1,011,360.58
		306,708.16	
		1,302,654.16	992,873.82

	10,793,083.07	7,286,668.80
	16,659,877.86	

		669,790.40	20,093.71		
		7,060,000.00	211,800.00		
		8,865.50	265.97		
				39,428.00	
				31,266.86	

		275,394,068.90			
		159,735,852.51			
		497,684,055.77	1,305,917.38	28,677,444.38	1,674,087.29

2

		5,816,952.78	
		798,496.60	
		13,989,061.63	32,866,944.98
		794,923.94	5,258,863.67

		7,219.71	
		162,787,945.84	49,735,472.13

7

1

1

2 1

2

3

2015 12 4

2

1

2

2021 11 4

2

3

2015 12 4

2

1

2

3

2021 11 4

3

1

1

2

3

4

2

1

2

3

3

1

2

3

4

1

2

5

1

2

3

4

5

2015 12 4

2

1

2

1

2

3

1

2

3

4

5

4

1

2

3

5

1

2

2021 11 4

4

1

2

3

2021 10 27

5

1

2

2021 9 28

6

36

2021 10 27

36

2021 10 27

36

2021 10 27

1

2

2021 10 27

1

2

3

4

2021 10 27

3

1

2

3 2019 11 20

[2019]13

3

4

2021 10 27

4

1

2

3

2021 10 18

4

2021 10 27

5

2021 10 27

2021 10 27

8

2021 10 27

9

1

2

3

4

2021 10 27

10

1

2

)

(

3

4

5

6

2021 10 27

100%

2021 10 27

201906280001-2

4

2019 6 28

2022 6 27

39,876,500

2

3

10

2021 10 27

14

1

2

2021 10 27

15

2021 10 27

16

2021 10 27

1

2

3

4

5

1

1

2009 5 27

2

2021 11

34,931.13

26,596,784.43

3.14

600

2

3

18

1

1,000

2

2,740

3

6,710

4

1.17

5

2.03

1

2.18

2

4.33

3

9.29

4

15.48

5

26.20

12

2

1

1

2017

9

2017 0604 13425

2017 7 31

2018 5 10

2017 0604 13425

14,220,827.14

2018 5 24

2021

10 28

2018 06 6382

300

11,220,827.14

2

2021 10

2021 0604 41627

41628

41629

1

1,999,544.00

2020 10 1

71,185.48

4.35%

149,008.00

10%

2,219,737.48 3

3

2021 4

32

2021 12

2021 0604

42183

2021 7 31

5,572,000.00

50,000.00

98,000.00

5,720,000.00

4

590,948.44

5.90

2021 6 30

7 31

196,890.00

197,168.44

2021 8 31

5

2020 3414 470.21
 70.73 5 545.94
 2021 3 19 470.21
 5 5.52
 2021 7 6 2021 01 1419 2021 9 23
 2021 12 6 2021 05 504
 2021 12 16 2021 05 343
 2022 1 4
 2022 1 26

6

2021 01 1028
 2,130.40 287.60
 2,417.99 2018 1
 2020 10 30
 28 29,657 2,130.40
 2021 10 8

7

849.31 2019 8 16

369.48 2021 5 3

8

1 2021 6
 13 2021 8
 20 [2021]3423
 13 12 2021 9

2021 6 28

412,100.00

2

3

2021 12 31

1				20,000.00	4,770.00
2				2,600.00	724.13
3				15,000.00	5,000.00
4				3,990.00	1,218.23
				41,590.00	11,712.36

1

2021 1001

4,770

2021 2 1 2022 2 1

7,234.44

2017

0065501

2017

0065499

2017

0065498

2017

0065497

2,404.45

2017

0064815

2017

0064833

2017

0064840

2019 12 30 2024 12 30

12,229.47

2020 6 15

2023 6 15

2020

000436821

2020

000437330

2020

000437429

2020

000437448

2 2020 5 18

4

0

2021

2022 1 14

		1,300	A		A	18,952,995
B	18,398,512		37,351,507		2022 2 8	
					37,351,507	
2.67%	A	18,952,995	B	18,398,512		
	1,399,346,154	1,361,994,647				

2021 10 27

2021 12 31

2021

			100%		79,753,050
			52,051,945		
				2022 2 25	
100%					52,051,945
52,051,945				132,819,895	
21.48%					

1

2

3

4

5

6

7

8

2020 18

135,882.4 688 44,558.09
 183,855,895.00 2021 12 31 30% 55,160,000.00

1

1

	11,220,8	1.00%	8,976,66	80.00%	2,244,165	15,257,66	1.40%	9,569,331	62.72%	5,688,330.8

	27.14		1.72		.42	2.85		.99		6
	1,108,64 1,819.86	99.00%	51,950,3 20.95	4.69%	1,056,691 ,498.91	1,073,149 ,615.48	98.60%	48,124,87 2.12	4.48%	1,025,024,7 43.36
1	1,022,00 5,643.56	91.26%	51,950,3 20.95	5.08%	970,055,3 22.61	1,012,031 ,374.59	92.98%	48,124,87 2.12	4.76%	963,906,50 2.47
2	86,636,1 76.30	7.74%			86,636,17 6.30	61,118,24 0.89	5.62%			61,118,240. 89
	1,119,86 2,647.00	100.00%	60,926,9 82.67	5.44%	1,058,935 ,664.33	1,088,407 ,278.33	100.00%	57,694,20 4.11	5.30%	1,030,713,0 74.22

A	11,220,827.14	8,976,661.72	80.00%
	11,220,827.14	8,976,661.72	--

	1,108,641,819.86	51,950,320.95	4.69%

1	1	1,048,406,539.45
1	2	24,832,557.94
2	3	8,500,312.82
3		38,123,236.79
3	4	17,208,975.28
4	5	11,978,176.23
5		8,936,085.28
		1,119,862,647.00

2

4,387,268.74

0.00

3

	1,036,835.71
	117,554.16
	100.31
	1,154,490.18

		1,036,835.71			
		117,554.16			
		100.31			
	--	1,154,490.18	--	--	--

4

	166,366,875.25	14.86%	4,991,006.26
	89,015,269.51	7.95%	2,670,458.09
	72,464,493.55	6.47%	
	26,525,457.91	2.37%	795,763.74
	25,411,814.39	2.27%	762,354.43

	379,783,910.61	33.92%	--
--	----------------	--------	----

5

6

2

	511,056,231.24	462,284,585.09
	511,056,231.24	462,284,585.09

1

2

3

2

3

1

	3,486,778.81	7,403,907.26
	5,597,832.99	4,025,073.30
	2,564,557.87	2,989,445.13

	4,674,335.06	195,141.85
	497,805,458.10	450,006,575.72
	514,128,962.83	464,620,143.26

2

			12	()	()	
2021	1	1	454,821.73	1,880,736.44		2,335,558.17
2021	1	1				
			308,426.99	428,746.43		737,173.42
2021	12	31	763,248.72	2,309,482.87		3,072,731.59

5

		395,836,356.26	1	76.99%	

	350,000.00					350,000.00	
	72,000,000.00					72,000,000.00	
()	35,418,439.76					35,418,439.76	
	50,077,000.00		50,077,000.00				
	16,685,000.00					16,685,000.00	
	15,000,000.00					15,000,000.00	
	25,500,000.00					25,500,000.00	
FSL Lighting GMBH?	195,812.50					195,812.50	
	57,850,693.15	40,000,000.00				-97,850,693.15	
		57,000,000.00			113,000,000.00	170,000,000.00	
		150,000,000.00				150,000,000.00	
		0					
		493,880,163.7				493,880,163.73	
		6					

	()									()	
	181,365,0			2,260,497			2,080,390			181,545,1	
	16.32			.27			.50			23.09	
	181,365,0			2,260,497			2,080,390			181,545,1	
	16.32			.27			.50			23.09	
	181,365,0			2,260,497			2,080,390			181,545,1	
	16.32			.27			.50			23.09	

3

4

	3,548,713,016.46	3,011,542,500.00	3,341,450,360.57	2,726,640,272.12
	169,595,356.00	142,496,679.53	148,816,741.96	134,309,284.64
	3,718,308,372.46	3,154,039,179.53	3,490,267,102.53	2,860,949,556.76

5

	38,645,385.25	
	2,260,497.27	2,351,681.39
	7,349,443.02	43,551,565.30
	23,643,370.02	14,940,422.96
	971,514.99	23,451,129.06
	6,013,450.00	3,678,150.00
	78,883,660.55	87,972,948.71

	82,233,742.26	
	15,971,903.24	
	881,704.19	
	10,663,119.44	

	4.23%	0.1854	0.1836
	2.53%	0.1112	0.1101

3

1

2

3

4